

Sheltered Instruction Observation Protocol (SIOP®)

WS# 241693 Remote Check-In Code: SIOP

Karina E. Chapa, M.Ed.

Language Proficiency, Biliteracy, and Cultural Diversity

Director Region One ESC

kchapa@esc1.net @esc1bilingual @bilingualpride

www.esc1.net/bilingual



Intellectual Property Statement

All materials, content, and forms contained in this training/presentation are the intellectual property of the Region One Education Service Center and are intended for use by session participant at the classroom, campus, or district level only. Materials are to be used “as is” without modification. Materials may not be used for personal benefit or financial gain or for use outside of the school system.

www.esc1.net | facebook.com/RegionOneEducationServiceCenter
twitter.com/RegionOneESC



Professional Learning Essential Agreements

1. Be respectful of others
2. Be an active participant
3. Take care of your needs
4. Use electronic devices as learning tools:
2 devices if possible
5. Paper, pencil, markers...



Content Objective

Today I will analyze the second language acquisition process and the first two components of the SIOP® Model.

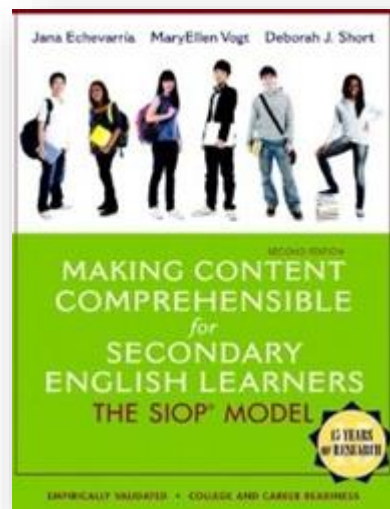
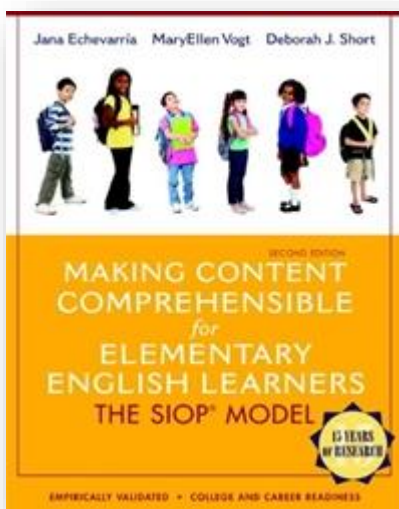
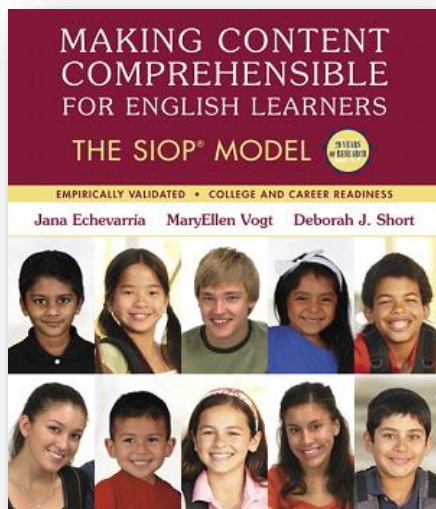


Language Objective

Today I will discuss with my peers the second language acquisition process and I will share ideas on how to better plan lessons with Emergent Bilingual students needs in mind.



SIOP® Resources



Second Language Acquisition



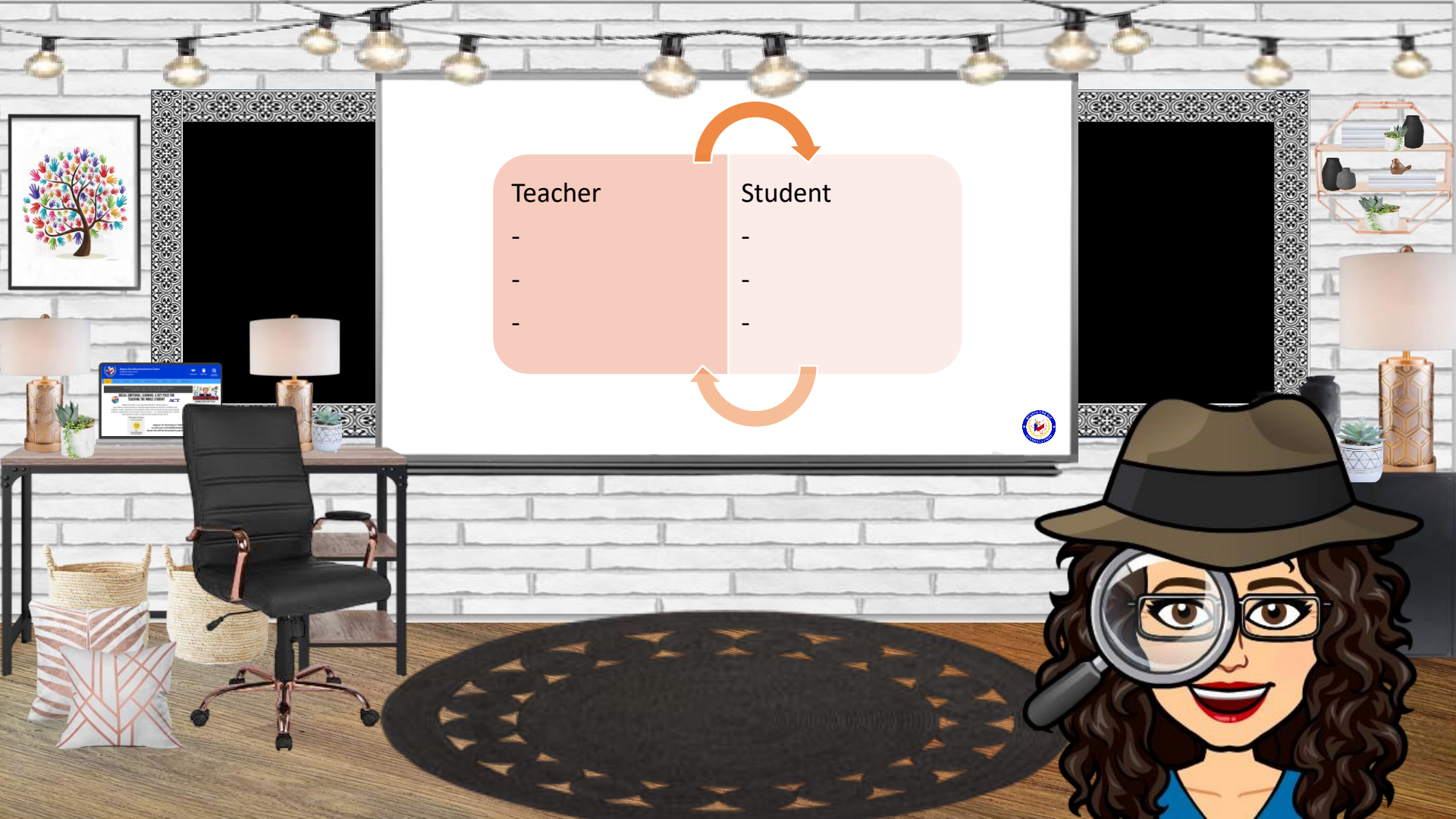


BLAH.



shhhhh...



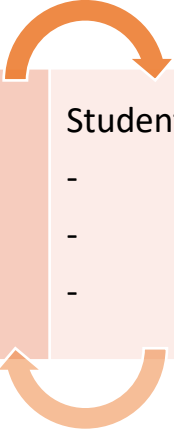


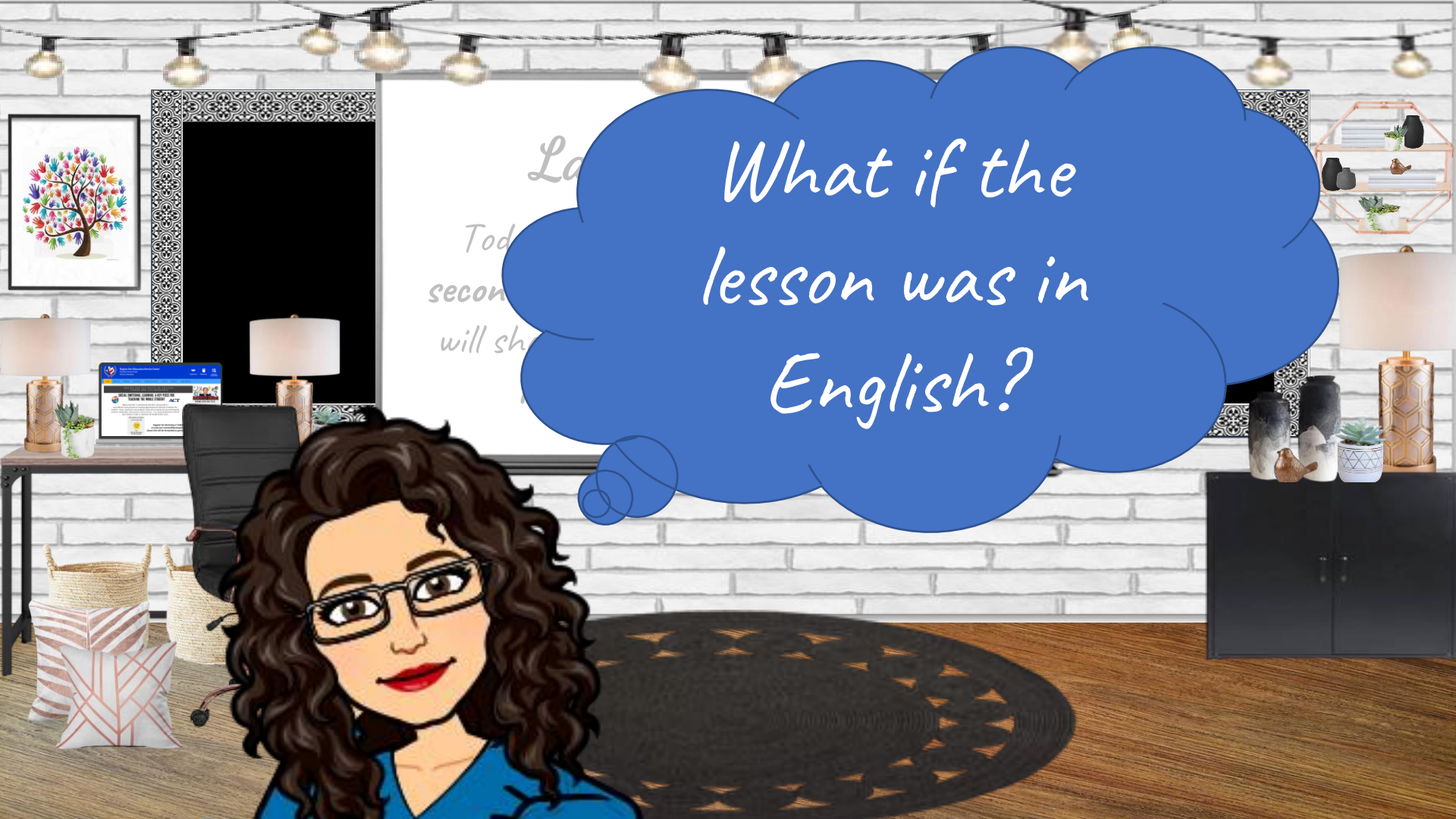
Teacher

-
-
-

Student

-
-
-



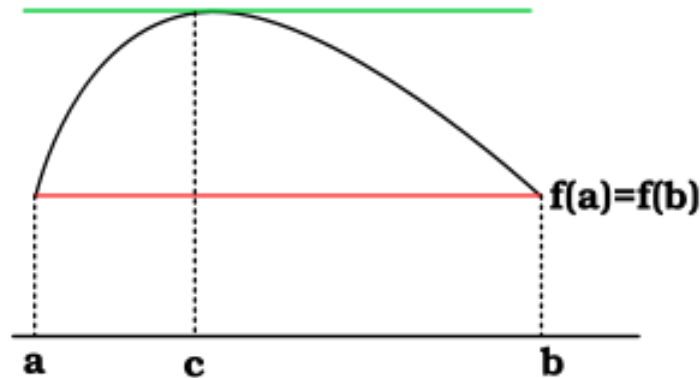


La
Tod
secon
will sh

What if the
lesson was in
English?

Rolle's Theorem

If a function f is continuous on a closed interval $[a, b]$ and differentiable on the open interval (a, b) , and $f(a) = f(b)$ then there is some number c in the open interval (a, b) such that $f'(c) = 0$.



Canterbury Tales

When that April with his showers soote
The drought of March hath pierced to the root
And bathed every vein in such liquor
Of which virtue engendered is the flower;
When Zephyrus eke with his sweete breath
Inspired hath in every holt and heath
The tender croppes, and the younge sun
Hath in the Ram his halfe course y-run.




WHY ENGLISH IS SO HARD

We'll begin with a box, and the plural is boxes,
But the plural of ox becomes oxen, not oxes.
One fowl is a goose, but two are called geese,
Yet the plural of moose should never be meese.
You may find a lone mouse or a nest full of mice,
Yet the plural of house is houses, not hice.

If the plural of man is always called men,
Why shouldn't the plural of pan be called pen?
If I speak of my foot and show you my feet,
And I give you a boot, would a pair be called beet?
If one is a tooth and a whole set are teeth,
Why shouldn't the plural of booth be called beeth?

Then one may be that, and three would be those,
Yet hat in the plural would never be hose,
And the plural of cat is cats, not cose.
We speak of a brother and also of brethren,
But though we say mother, we never say methren.
Then the masculine pronouns are he, his and him,
But imagine the feminine: she, shis and shim!

-ANONYMOUS

 /grammarly



All content teachers are
language teachers!




Speak like scientists!

All content teachers

Speak like mathematicians!

and all teachers!

Speak like historians!



Factors that Impact Second Language Acquisition

1. Motivation and attitude
2. First language development
3. Language distance
4. Cultural background
5. Quality of instruction
6. Age
7. Personality
8. Access to instruction
9. Peers and role models
10. Other

Take a Stand!



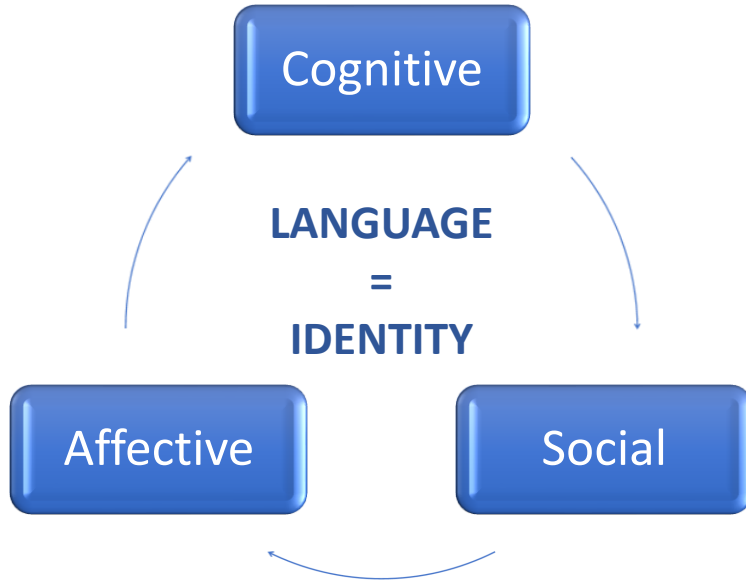
Let's

Kahoot!

kahoot.it



The Power of Language



“Language stands at the center of the many interdependent cognitive, affective, and social factors that shape learning”.

David Corson, 1999

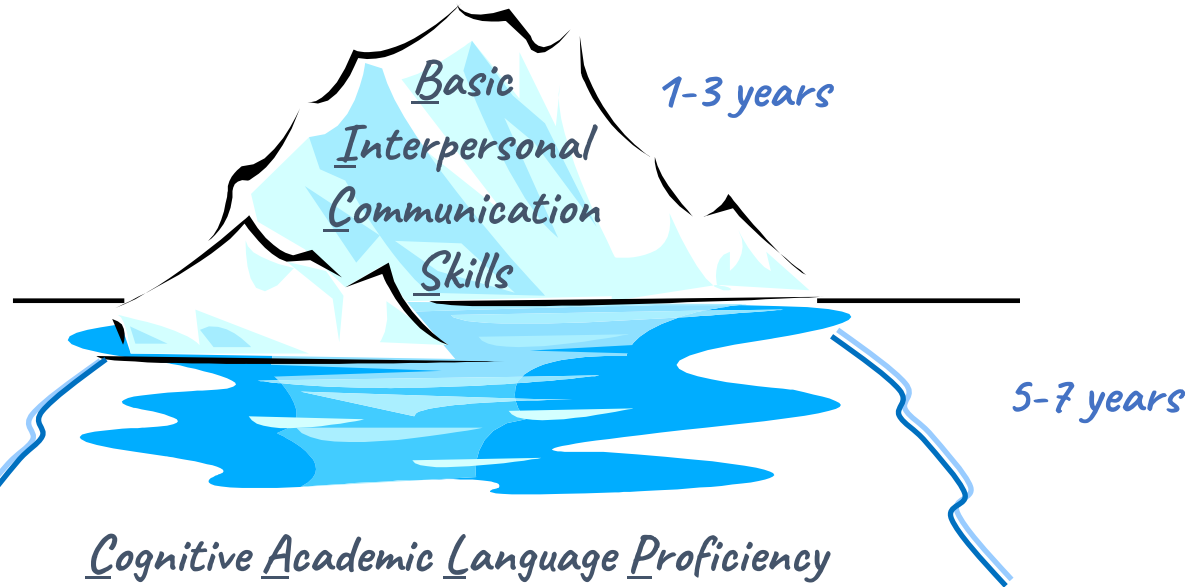




Assimilation vs Acculturation?

La
Tod
secon
will sh


BICS vs CALP



J. Cummins (1981)




Transfer of Concepts



J. Cummins (1981)




Transfer of Concepts



J. Cummins (1981)




My Language Profile in 1999



J. Cummins (1981)



My Language Profile in 2022



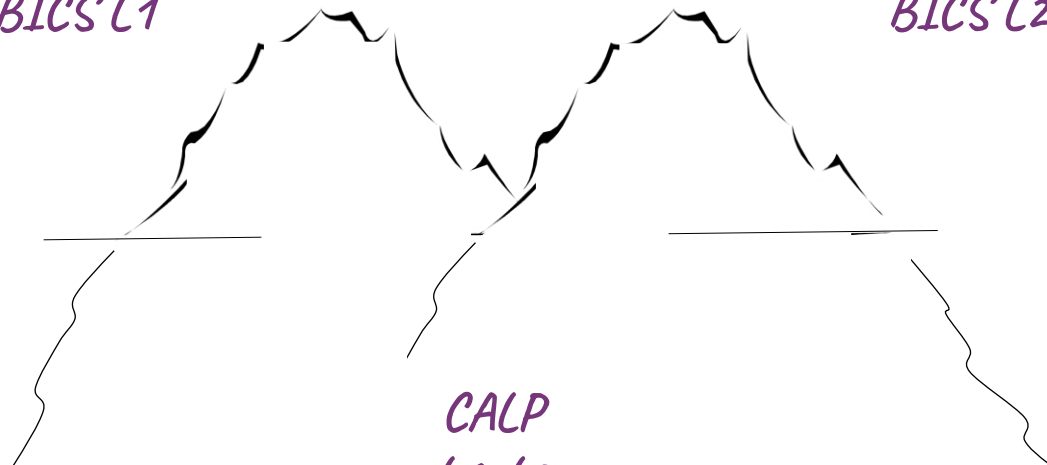
J. Cummins (1981)



Your Language Profile


BICS L1

BICS L2



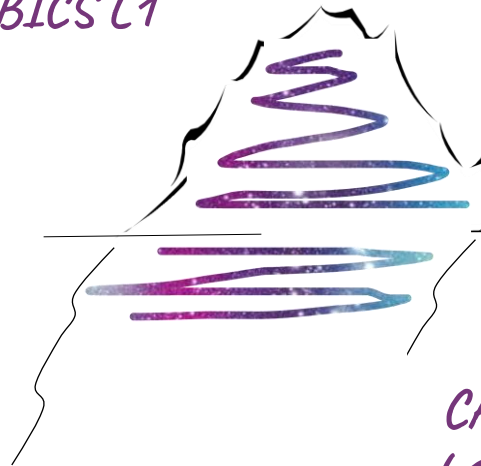
CALP
L1+L2

<https://whiteboard.fi>




Your Language Profile

BICS L1



BICS L2



CALP
L1+L2

<https://whiteboard.fi>



General Principles of Language Acquisition

1. Number Heads (1-8) and give a name to your team of 8.
2. Divide and conquer! Regroup by Numbers: All 1s together, all 2s together, etc.
3. Read your assigned General Principle from pages 1-3 on the handouts.
4. Go to Padlet and add a visual that represents the info you read and come up with a gesture:

<https://padlet.com/kchapa/SIOP1>





*The
STOP® Model*



Read, Think & Talk!

Thumbs-up when you can complete one of these sentences in your mind:

- *Teaching EB is so difficult because...*
- *One challenge I face when teaching EB is...*
- *One challenge I face when instructing EB is... What I have done to overcome this challenge is...*

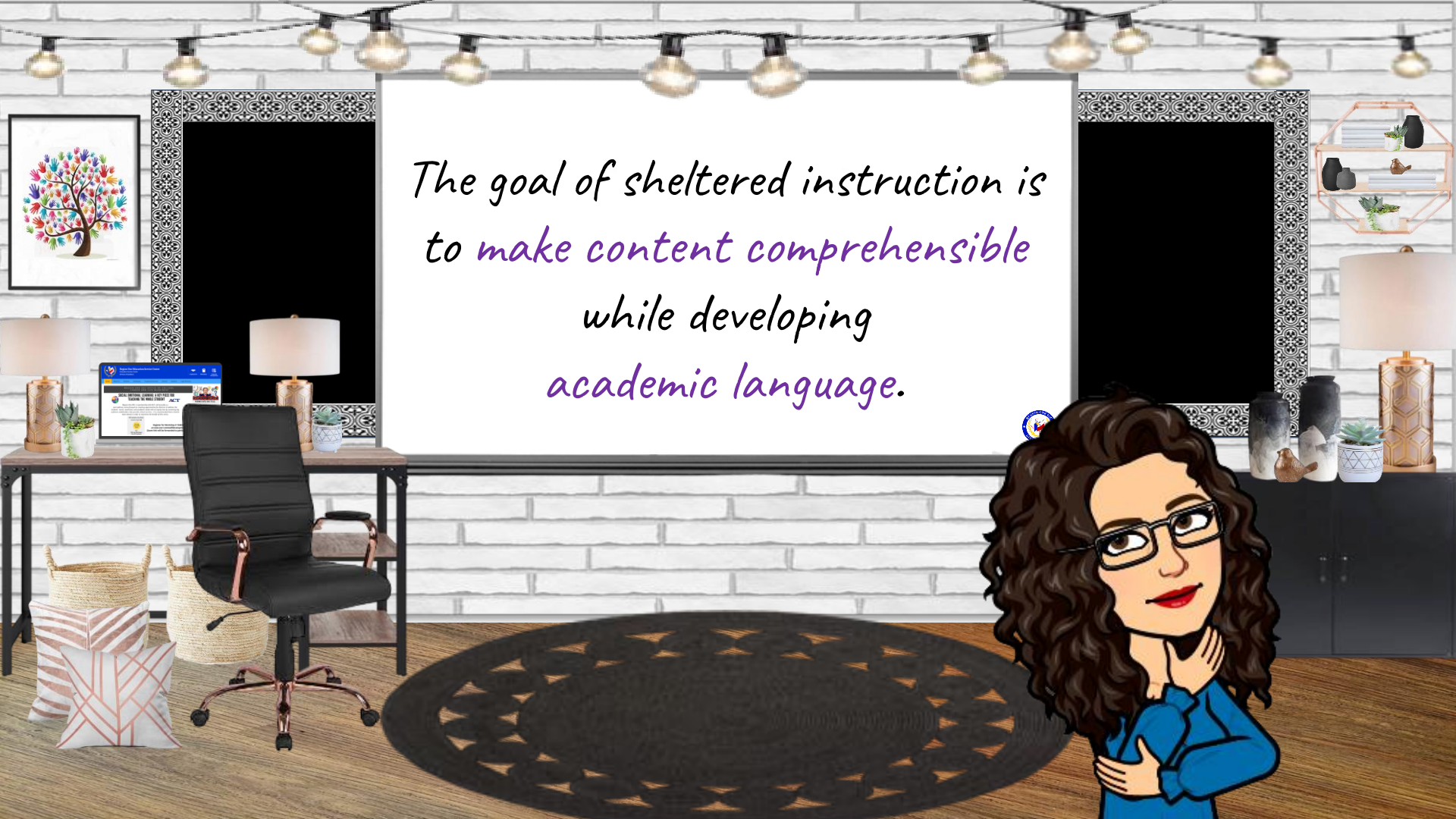


Read, Think & Talk!

Thumbs-up when you can complete one of these sentences in your mind:

- B** • *Teaching EB is so difficult because...*
- I** • *One challenge I face when teaching EB is...*
- A** • *One challenge I face when instructing EB is... What I have done to overcome this challenge is...*



A virtual classroom scene with a white brick wall background. A string of warm-toned globe lights hangs across the top. In the center, a whiteboard displays text. To the left is a desk with a black office chair, a lamp, and a laptop. To the right is a dark cabinet with a lamp and decorative items. A cartoon teacher with curly brown hair and glasses stands in the bottom right corner.

*The goal of sheltered instruction is
to make content comprehensible
while developing
academic language.*



Teachers *scaffold instruction* to aid student comprehension of content topics and objectives by *adjusting their speech and instructional tasks*, and by providing appropriate background information and experiences.



Self-Assessment

Write Usually, Sometimes, or Rarely next to each statement.

SIOP Handout, pages 4-6





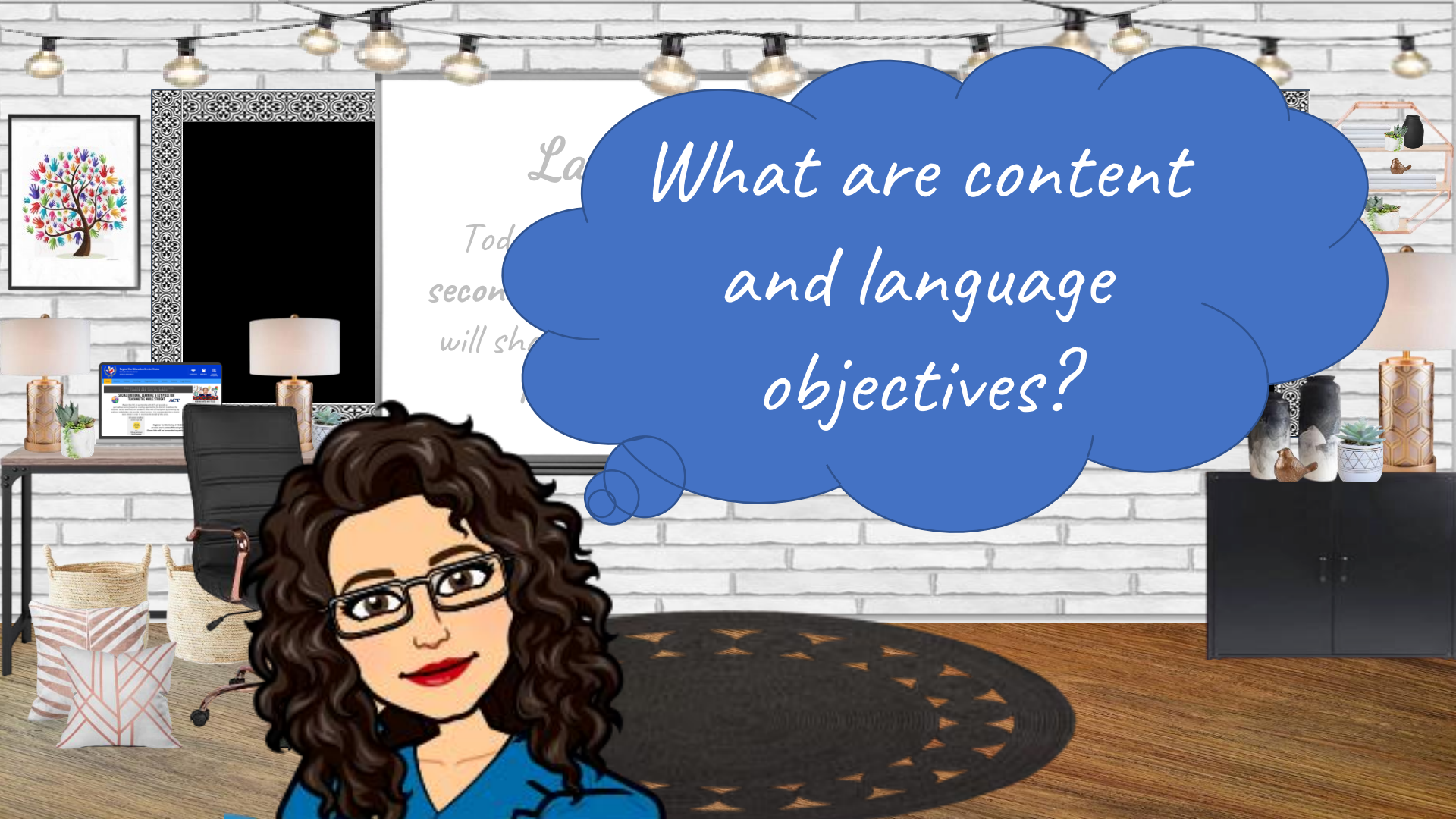
*Component 1:
Lesson Preparation*



Features

1. *Clearly defined content objectives for students.*
2. *Clearly defined language objectives for students.*
3. *Content concepts appropriate for age and educational background level of students.*
4. *Supplementary materials used to a high degree, making the lesson clear.*
5. *Adaptation of content for all levels of student proficiency.*
6. *Meaningful activities that integrate lesson concepts with language practice.*

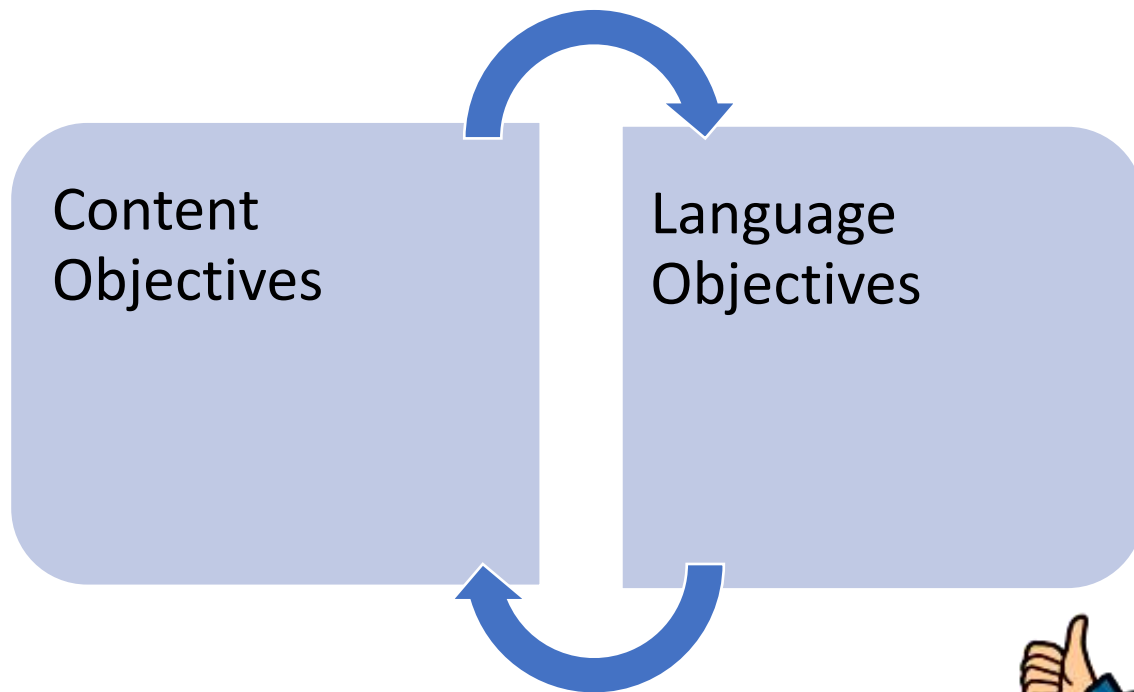




La
Tod
secon
will sh

What are content
and language
objectives?

Round Table



Content & Language Objectives

Content Objectives: *TEKS*

What am I going to learn today?

Language Objectives: *ELPS*

How will I demonstrate my learning through listening, speaking, reading, and/or writing?



Content Objectives: Sample

Science TEKS

Differentiate between structure and function in plant and animal cell organelles, including cell membrane, cell wall, nucleus, cytoplasm, mitochondria, chloroplast, and vacuole.

Student Friendly Format

Today I will *compare and contrast* cell structures and functions of plants and animals.




Your Turn!



1. Form groups by *subject areas*.
2. Choose a *grade level* and *content area*.
3. Select a *student expectation* from the *TEKS*.
4. Write a student friendly *CONTENT* objective on Padlet: <https://padlet.com/kchapa/SIOP2>
5. Make sure the Cognitive Complexity is NOT watered down:

SIOP Handouts, pgs. 7-8



Language Objectives: Sample

Student Friendly Content Objective

Today I will **compare and contrast** cell structures and functions of plants and animals.

Student Friendly Language Objective

Today I will write a comparative essay **comparing and contrasting** plant and animal cells utilizing a double bubble map or Venn Diagram that I will complete with a partner.



Your Turn!



1. Remain in your *same groups*.
2. Write a student friendly **LANGUAGE objective** on Padlet:
<https://padlet.com/kchapa/SIOP2>
3. Make sure to state the **HOW** (listening, speaking, reading, and/or writing)



Let's Give Feedback!



1. Keep working with your *same groups*.
2. *Read* the other Content and Language

Objectives posted on Padlet:

<https://padlet.com/kchapa/SIOP2>

3. *Provide feedback* on the Comments Section, based on the checklist from the *SIOP Book*, page 37.



On Grade-Level Content Concepts

Carefully consider the content concepts you want to teach and use district curriculum guidelines and grade-level content standards to guide you.

Teachers need to take into account their students' background knowledge and experiences before jumping into a new lesson.

EBs do not benefit from a watered-down curriculum.



Supplementary Materials

Information that is embedded in context allows English Learners to understand and complete more cognitively demanding tasks.

Supplementary materials are especially important for students without a grade-level academic background and/or who have language and learning difficulties.



Supplementary Materials

1. Hands-On Manipulatives
2. Realia
3. Pictures and Visuals
4. Multimedia
5. Demonstrations
6. Related literature
7. Hi-Lo Readers
8. Chapter Summaries
9. Adapted Texts

*Making Content Comprehensible,
pages 40-41*



Your Turn!



1. Create 9 groups.
2. Read your assigned Supplementary Material from the *SIOP Book*, pgs. 40-41.
3. Find 3 illustrations that represent the supplementary material you read about and enter them on your assigned Google Slide:
<https://tinyurl.com/SIOP4041>





Graphic
organizers

Outlines

Leveled
study guides

Jigsaw
reading

Highlighted
text

Audio books

**SIOP
Handouts,
pgs. 9-14**

Adapted
text

Marginal
notes





How do YOU
adapt content
for your EB?

La

Tod
secon
will sh

Meaningful Activities

Lesson activities should be planned to promote language development in all skills while ELs are mastering content.

Students are more successful when they are learning by relating classroom experiences to their own lives. These meaningful experiences are often described as “authentic”, because they represent a reality for students.



Meaningful Activities

1. Read the ideas on your *SIOP Handout*, pg. 15.
2. Circle 2 ideas that you have tried in the past.
3. Draw a star on 2 ideas that you are willing to try in the future.
4. Share your answers with your partner.



*In your small groups, read the content
and language objectives from the Padlet
and add a meaningful activity to each one
on the comments section.*

<https://padlet.com/kchapa/SIOP2>





Exit Tickets



I used to think...
But now I know...



T H A N K Y O U

¡Mil gracias!



Sheltered Instruction Observation Protocol (SIOP®)

WS# 241693 Remote Check-In Code: SIOP

Karina E. Chapa, M.Ed.

Language Proficiency, Biliteracy, and Cultural Diversity

Director Region One ESC

kchapa@esc1.net @esc1bilingual @bilingualpride

www.esc1.net/bilingual

